

Overview

Using a graphic organizer, students will assess the positives and negatives of globalization from multiple perspectives.

Length

One class period

Materials

- Handout (attached)
- [Globalization Module \(World101\)](#), especially
 - [What Is Globalization?](#)
 - [It Takes a Village to Make Your Medicine](#)
 - [Trains, Planes, and Shipping Containers](#)
 - [Hitting Home: When Global Becomes Local](#)
 - [How Globalization Affects What's for Brunch](#)
 - [Big in China: The Global Market for Hollywood Movies](#)

Instructional Plan

1. Have students view the globalization module ahead of time.
2. Working in pairs, have students fill out the graphic organizer.
3. Have students share out their responses.

Extension and Additional Resources

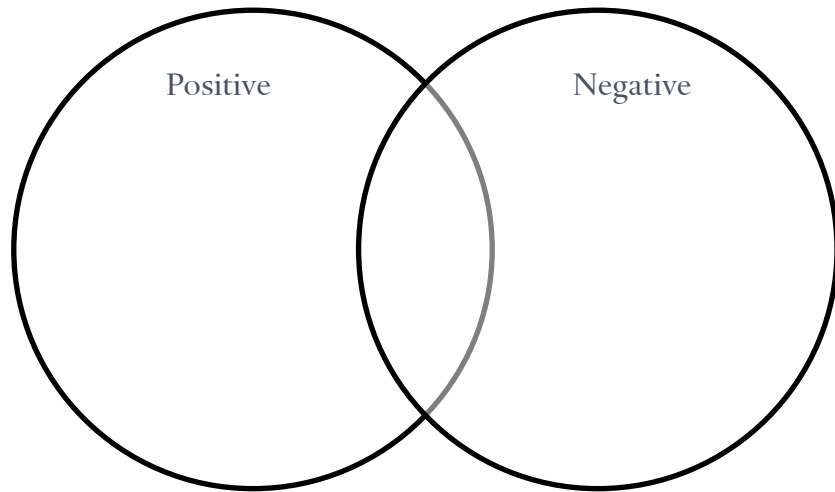
This could be an excellent basis for a writing assignment or an in-class debate.

Assessing Globalization

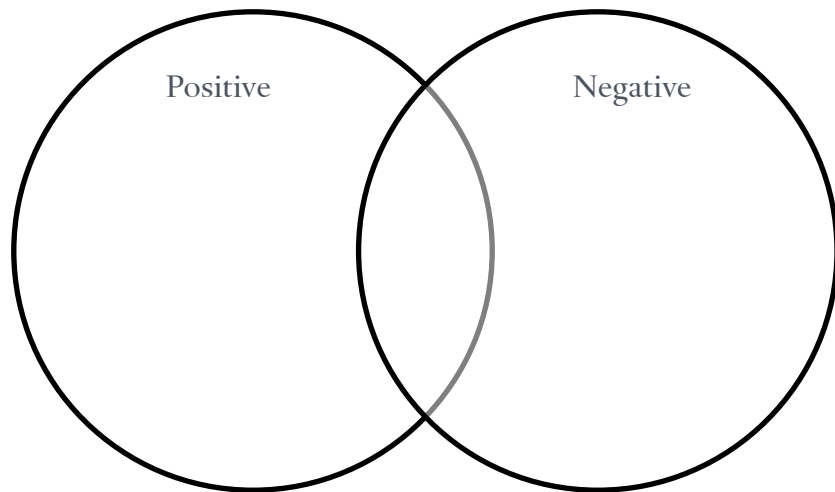
Assessing Globalization Handout

Consider the positives and negatives of globalization from each of the points of view below:

Farmer (for example, a dairy farmer or avocado grower):

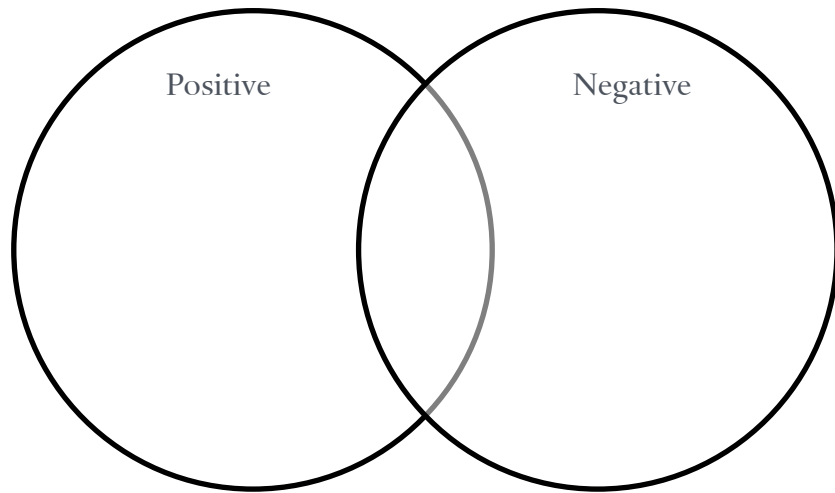


Manufacturer (for example, a pharmaceutical company):

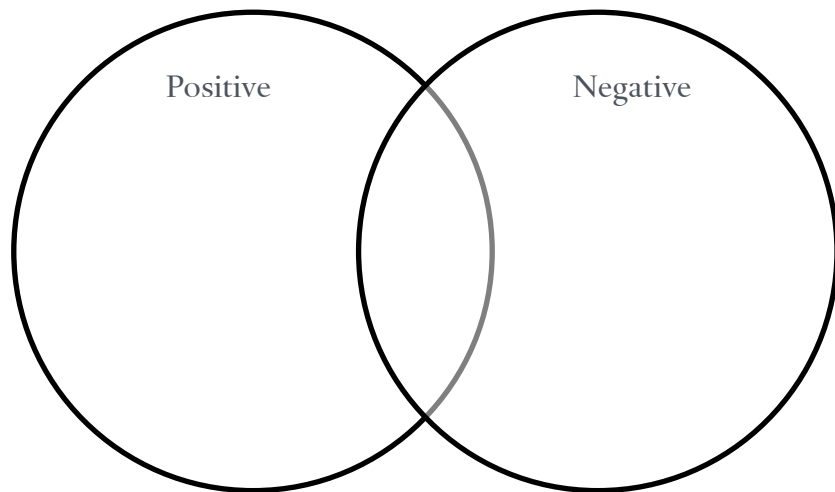


Assessing Globalization

Artist (for example, a movie studio):



Consumer (for example, someone who buys food, takes medicine, or watches movies):



Consider all of your answers. Do you think that overall globalization has been a positive or negative process?